



QUALITY EPS ARCHITECTURAL FOAM PRODUCTS

State-of-the-art Equipment

Fast & Efficient Fabrication

Excellent Customer Service



INTRODUCTION

Foamation fabricates EPS (Expanded Polystyrene) foam into custom shapes for use by Plasterers, Contractors, Film & Television Art Directors as well as Event Planners and Home Decorators. Mainstream adoption of EPS foam shapes during the building process has become more popular over the years as consumers of these products discover the ease-of-use and costs savings benefits. Foamation has been right there providing great customer service and top quality products as the demand in California and elsewhere continues to rise. Foamation now offers a wide range of pre-coated (base, scratch and paint ready) foam that is cost effective and easy to install.

Benefits

EPS Foam can be cut into virtually any shape or size you need. It is lightweight, fire rated, safer than concrete and does not have the sagging, warping or water-related issues that wood has. It is less expensive than comparable other choices, cheaper and easier to transport and work with and is indistinguishable from traditional materials after proper coating and/or painting is applied.

Why Foamation

Foamation has state-of-the-art equipment, a customer-oriented approach, and a focus to be the best in our business. At Foamation, quality control is job one. Combine this with top notch customer service and a staff that truly cares about the success of your project and you get a powerful combination. Foamation also has enormous production capacity for raw and pre-coated foam to handle large, complex orders on time and on budget. More than just foam and cutting tools: Foamation offers the expertise to understand your blueprints, the attention to detail to get your complex cutting completed correctly and the range of shapes and CAD setup experience to work creatively with you in developing your signature project.

Foamation tiene el compromiso de servir a nuestra comunidad de habla hispana. Tenemos el orgullo de hablar y ofrecer servicios en español. Permítanos trabajar con usted para que su proyecto sea todo un éxito.


Foamation is based in the San Fernando Valley and has added a new facility in Bakersfield. We serve the entire Southern California area. Check out our web site: www.foamation.com. We are available to answer your questions by email and phone or simply come by and visit us. At Foamation you are always welcome!

COLUMNS, CAPS & BASES




Foamation offers a wide range of fluted, round, square, tapered and roped columns. You can choose between solid or half with & without cut-outs. Your columns, caps and bases can be cut to any custom specification, or you can request that they match architecturally accurate dimensions.


All shapes are available for pre-coat.
Call for common and custom dimensions and measurements.




Column 100-AB



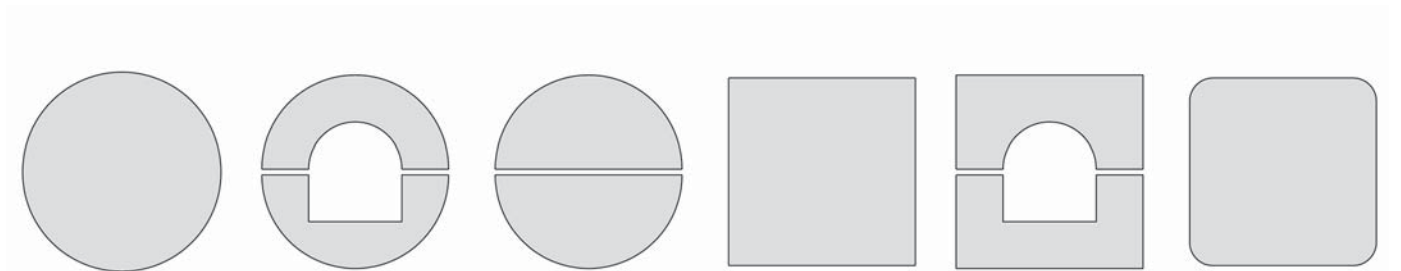
Column 100-CD



Column 100-EF



Column 300-NO



Round/Solid

Round/Half/Cut-out

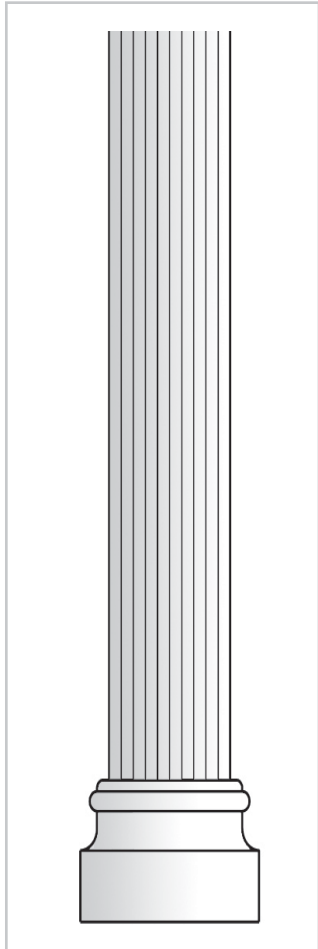
Round/Half

Square/Solid

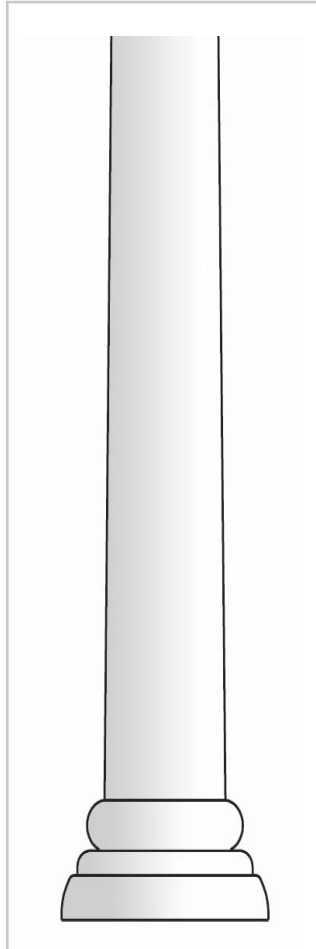
Square/Half

Square/Solid/Bullnose

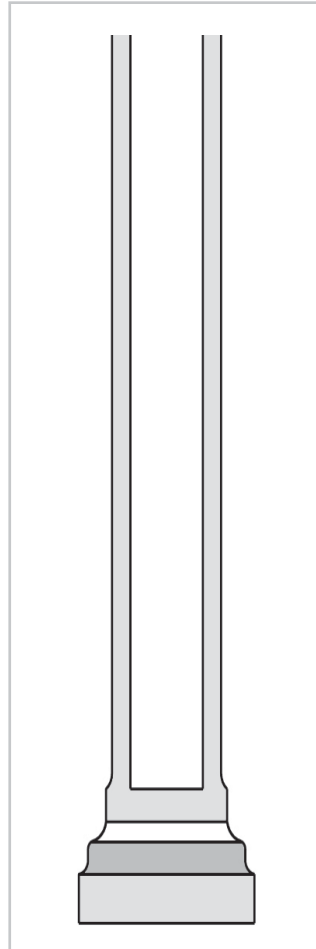
...and hundreds of more shapes on file.




Column 200-GH




Column 300-IJ



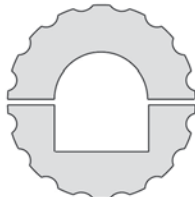
Column 400-KM



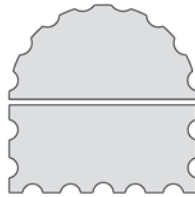
Column 500-PQ



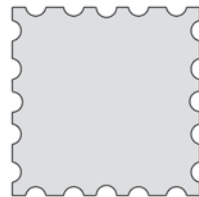
Round/Solid/Fluted



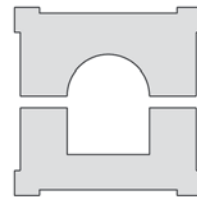
Round/Solid/
Fluted/Cut-out



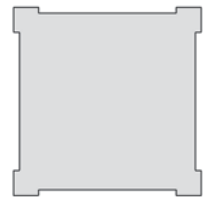
Round or Square/
Half or Fluted



Square/Solid/Fluted



Square Inset/Half



Square Inset/Solid

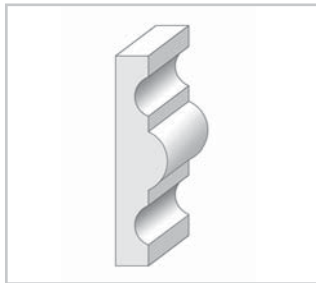
...and hundreds of more shapes on file.

BANDS & SURROUNDS


Belly Bands can be used to divide the first and second floors of a two-story building or as window surround trims. Many people find that bands provide a pleasant decorative accent to an otherwise dull or flat surface. Bands can also be used for interior applications.



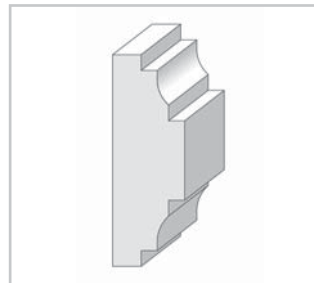
All shapes are available for pre-coat.
Call for common and custom dimensions and measurements.



SHAPE #FIB001



SHAPE #FIB003




SHAPE #FIB005




SHAPE #FIB008




SHAPE #FIB009



SHAPE #FIB012




SHAPE #FIB013



SHAPE #FIB014



SHAPE #FIB015

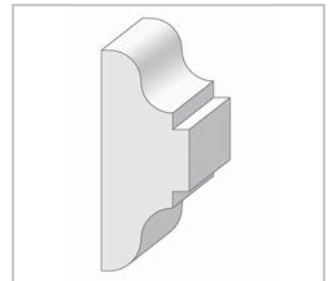


SHAPE #FIB016

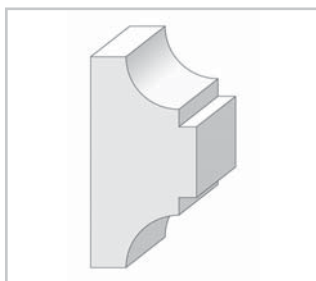


IN STOCK
H=5"
W=2.5"

SHAPE #FIB018



SHAPE #FIB020



SHAPE #FIB022



SHAPE #FIB023



SHAPE #FIB024



IN STOCK
H=4"
W=2"

SHAPE #FIB025

...and hundreds of more shapes on file.



IN STOCK
H=5"
W=2"

SHAPE #FIB026



IN STOCK
H=5"
W=2"

SHAPE #FIB027

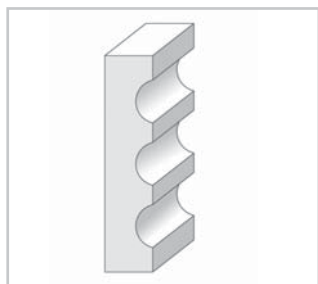


IN STOCK
H=5"
W=2"

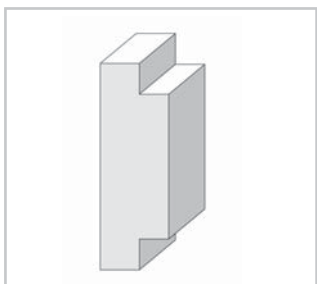
SHAPE #FIB028



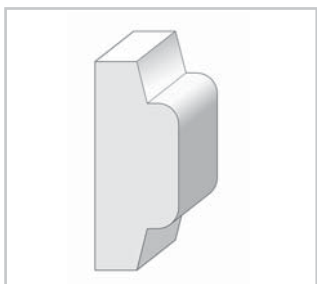
SHAPE #FIB029



SHAPE #FIB030



SHAPE #FIB031



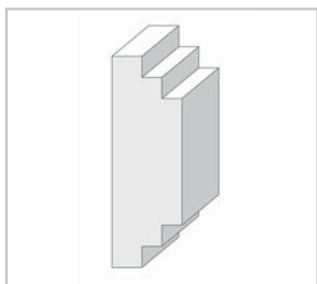
SHAPE #FIB032




SHAPE #FIB033




SHAPE #FIB034



SHAPE #FIB035



SHAPE #FIB036




SHAPE #FIB037



SHAPE #FIB038



SHAPE #FIB039



SHAPE #FIB040



SHAPE #FIB041

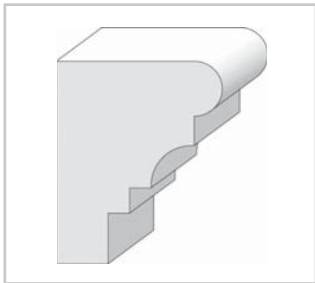
...and hundreds of more shapes on file.

WINDOW SILLS & TRIMS

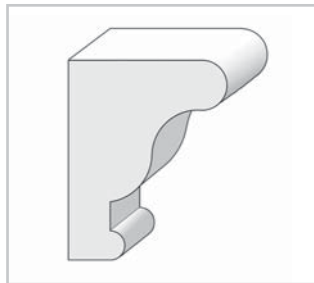
Window sills are used to add a shelf-like detail to the bottom portion of the window. Trims can be used as either sills or surrounds but when used as a sill it is usually made larger than the surround.



All shapes are available for pre-coat.
Call for common and custom dimensions and measurements.




SHAPE #FIT001



SHAPE #FIT003



SHAPE #FIT005




SHAPE #FIT006



SHAPE #FIT007



SHAPE #FIT008



SHAPE #FIT009



SHAPE #FIT010



SHAPE #FIT011



SHAPE #FIT013



IN STOCK
H=6"
W=4.5"

SHAPE #FIT014



SHAPE #FIT015



SHAPE #FIT016



SHAPE #FIT018



IN STOCK
H=6"
W=4"

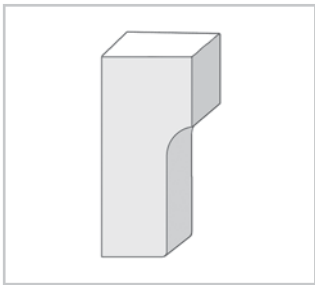
SHAPE #FIT019



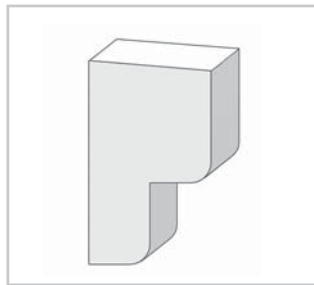
IN STOCK
H=6"
W=4.5"

SHAPE #FIT020

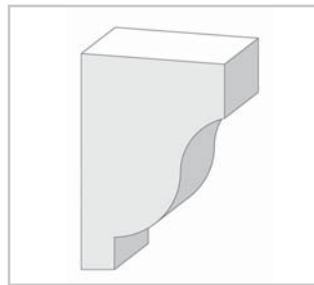
...and hundreds of more shapes on file.



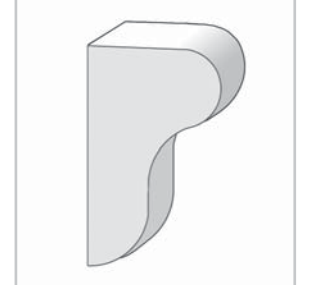
SHAPE #FIT022



SHAPE #FIT023



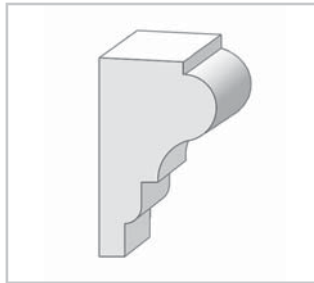
SHAPE #FIT024



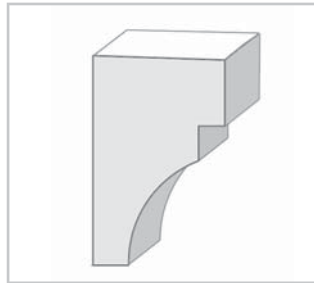
SHAPE #FIT025



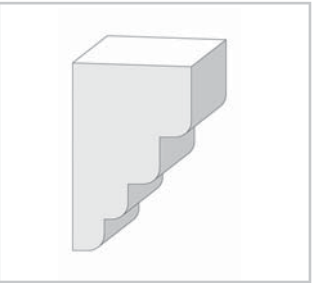
SHAPE #FIT026



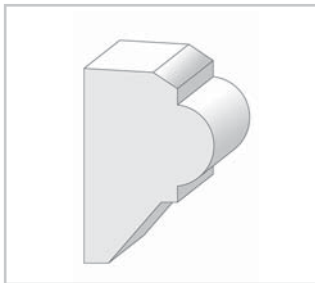
SHAPE #FIT027




SHAPE #FIT028




SHAPE #FIT029



SHAPE #FIT030



SHAPE #FIT031




SHAPE #FIT032



SHAPE #FIT033



SHAPE #FIT034



SHAPE #FIT035



SHAPE #FIT036



SHAPE #FIT037

...and hundreds of more shapes on file.

CORNICES & CORBELS

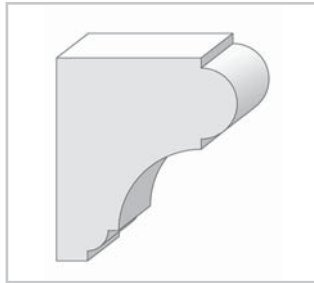
Cornices & Corbels are both wonderfully decorative shapes that accentuate and enhance mouldings. Besides the examples here, more can be found on our website or by visiting our showroom.



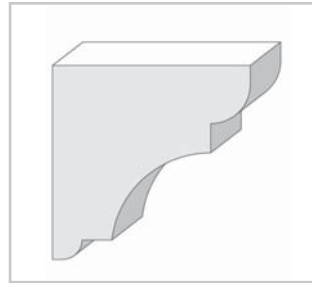
All shapes are available for pre-coat.
Call for common and custom dimensions and measurements.



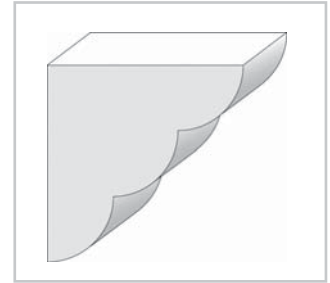
SHAPE #FIC001



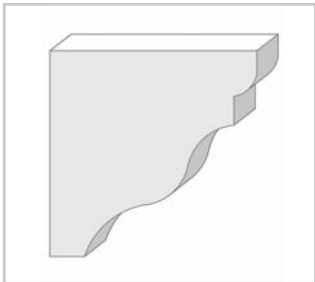
SHAPE #FIC002



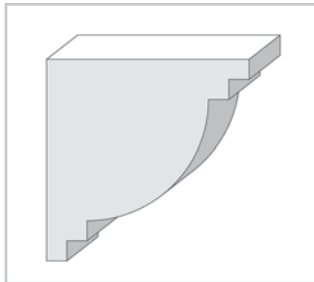
SHAPE #FIC003



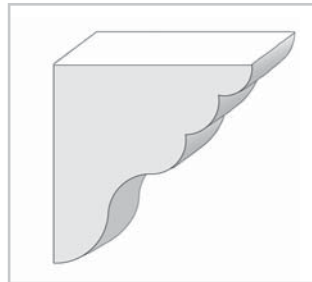
SHAPE #FIC004



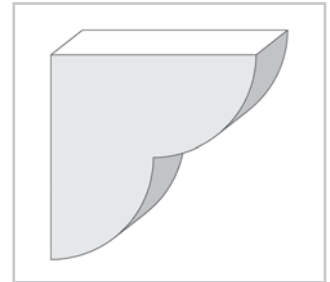
SHAPE #FIC005



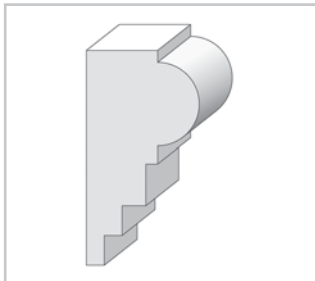
SHAPE #FIC006



SHAPE #FIC007



SHAPE #FIC008



SHAPE #FIC009



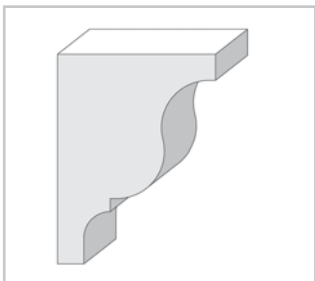
SHAPE #FIC010



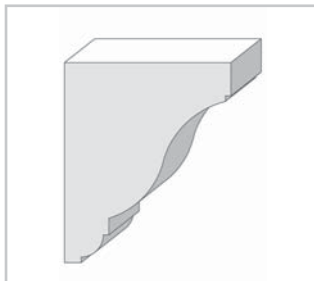
SHAPE #FIC011



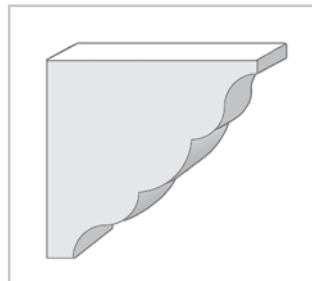
SHAPE #FIC012



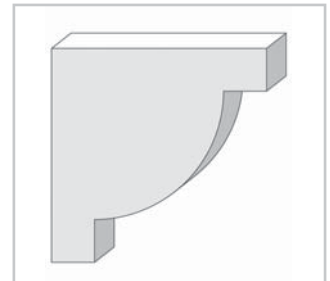
SHAPE #FIC013



SHAPE #FIC014



SHAPE #FIC015



SHAPE #FIC016

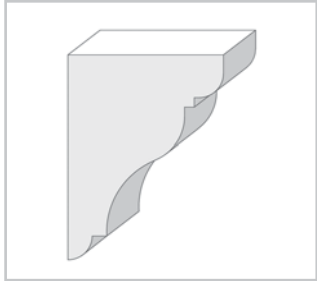
...and hundreds of more shapes on file.

CROWN MOULDINGS & COVES

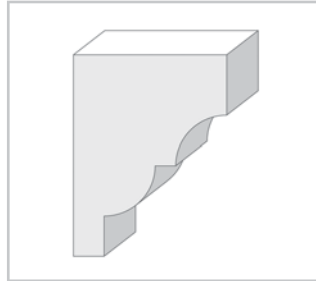
Crown mouldings offer rooms with a great sense of personality and design. Foamation can make a moulding design to accentuate your ceiling or make your exterior roofing look extraordinary.



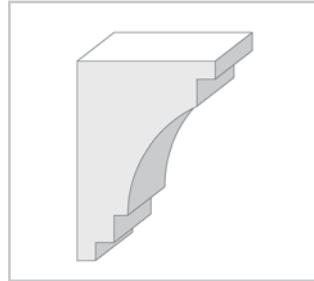
All shapes are available for pre-coat.
Call for common and custom dimensions and measurements.



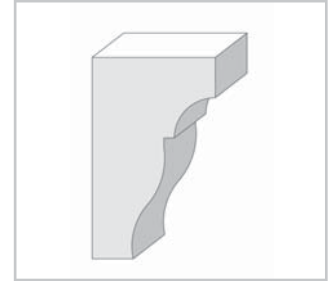
SHAPE #FIM001



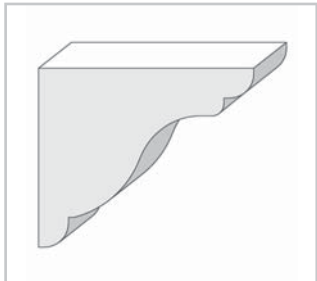
SHAPE #FIM002



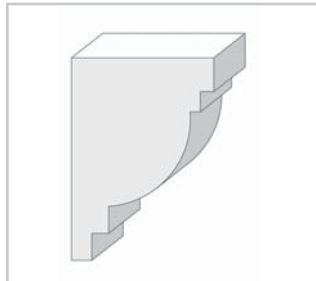
SHAPE #FIM003



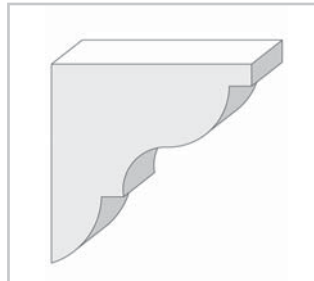
SHAPE #FIM004




SHAPE #FIM005



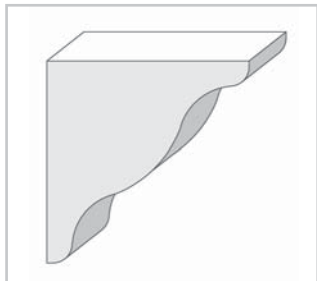
SHAPE #FIM006



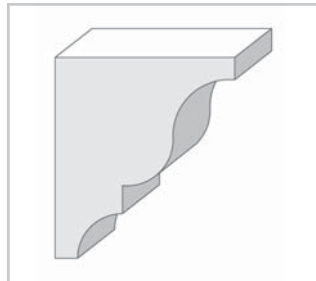
SHAPE #FIM007



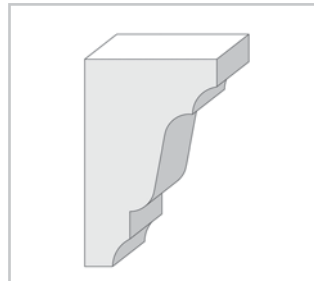
SHAPE #FIM008



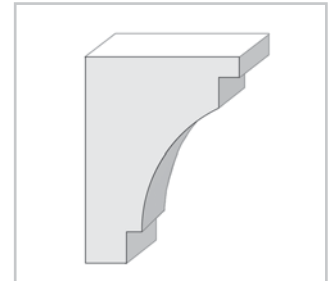
SHAPE #FIM010



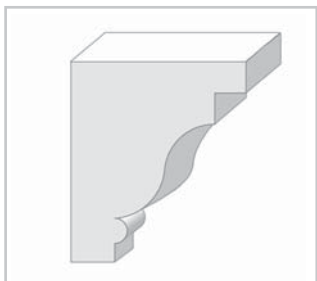
SHAPE #FIM105



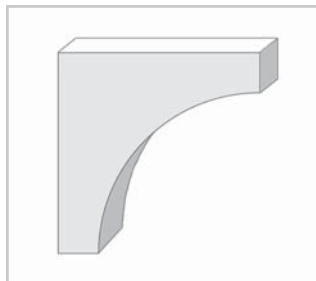
SHAPE #FIM016



SHAPE #FIM017



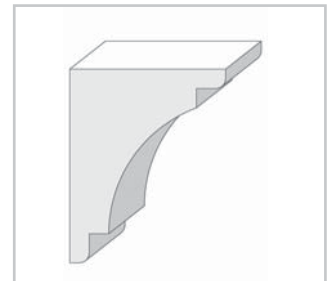
SHAPE #FIM018



SHAPE #FIM028



SHAPE #FIM029



SHAPE #FIM030

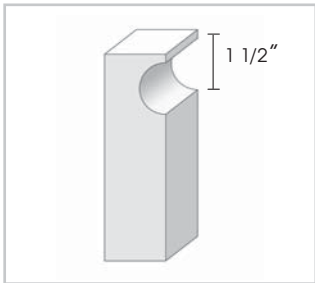
...and hundreds of more shapes on file.

COPING FORMS

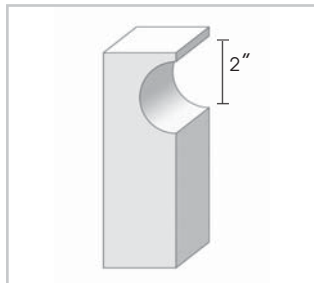
Coping forms are used as a one-time mold to add detailed ends to wall caps, steps, pools and counter tops. You can adjust bullnose and height or width to fit your set-up.



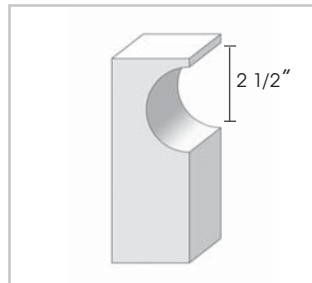
All shapes are available for pre-coat.
Call for common and custom dimensions and measurements.



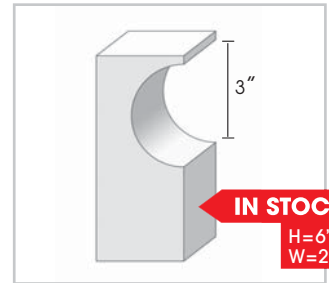
SHAPE #FIF001



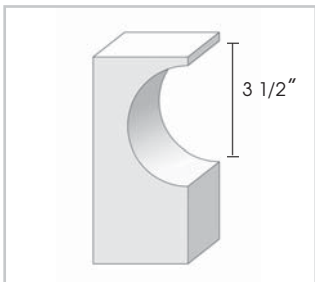
SHAPE #FIF002



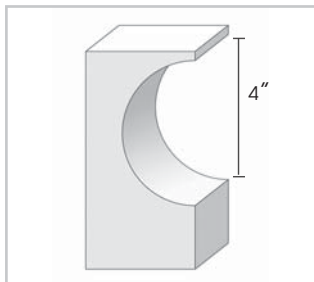
SHAPE #FIF003



SHAPE #FIF004



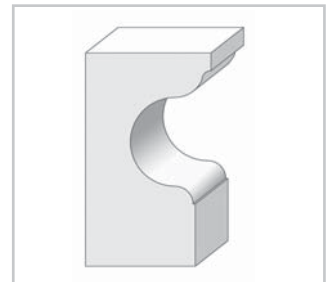
SHAPE #FIF005



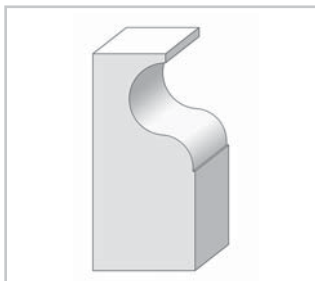
SHAPE #FIF006



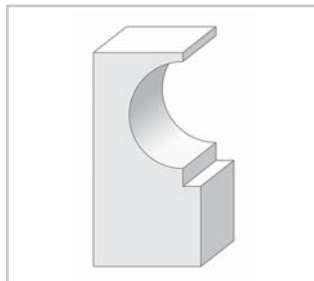
SHAPE #FIF007



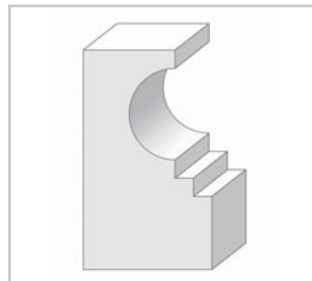
SHAPE #FIF008



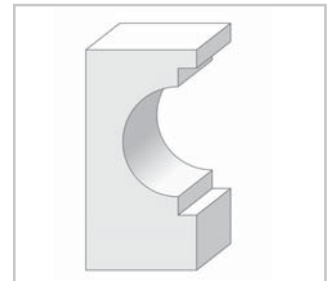
SHAPE #FIF009



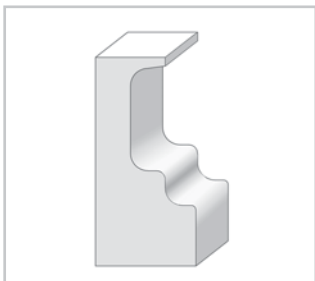
SHAPE #FIF010



SHAPE #FIF011



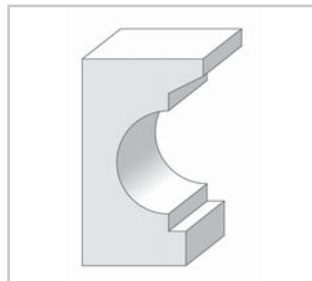
SHAPE #FIF012



SHAPE #FIF013



SHAPE #FIF014



SHAPE #FIF015



SHAPE #FIF016

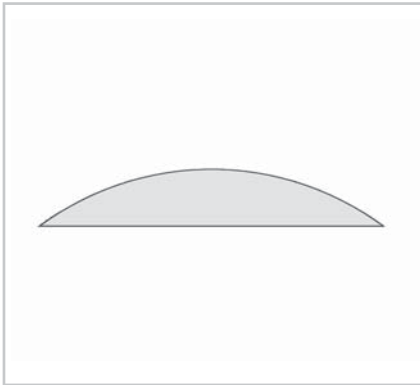
...and hundreds of more shapes on file.

ARCHES & KEYSTONES

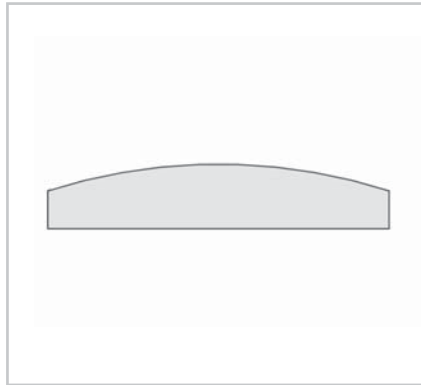


Arches provide a graceful accent to doorways and windows. Choose any style of moulding and we will make it into a custom arch. Keystones are a great option when adding a focus point to a window.

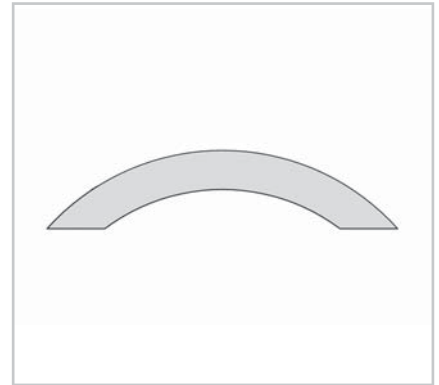
All shapes are available for pre-coat.
Call for common and custom dimensions and measurements.



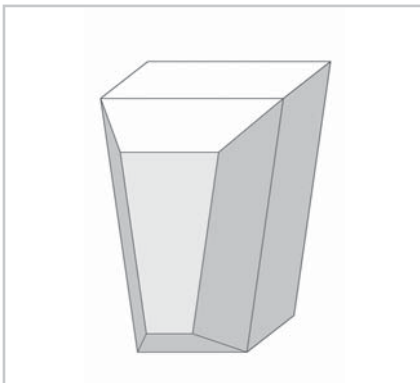
Arch Header A



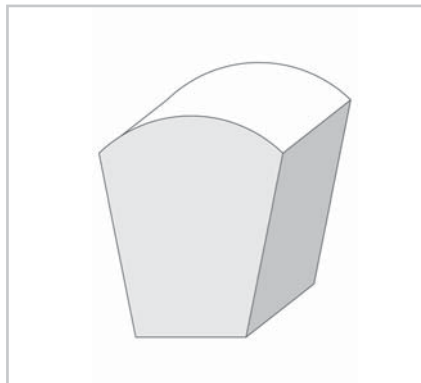
Arch Header B



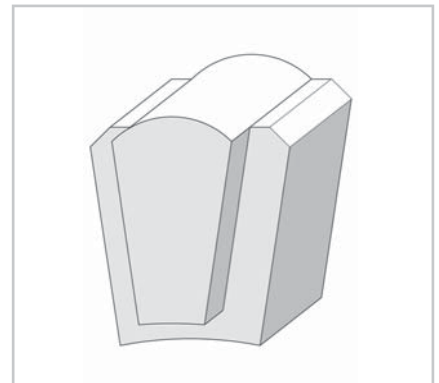
Arch Header C



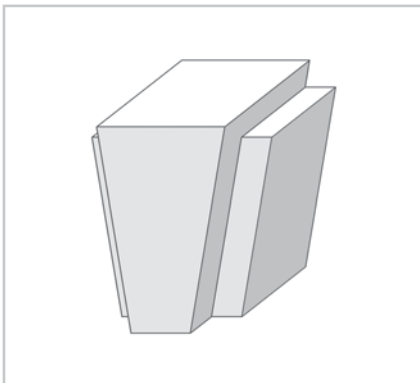
SHAPE #FIK001



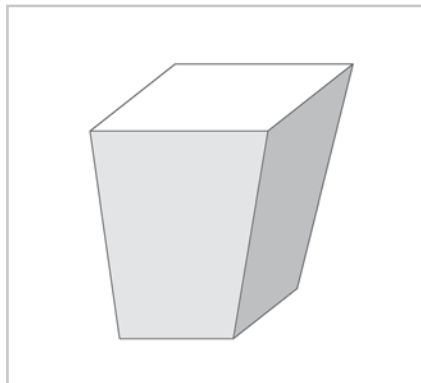
SHAPE #FIK002



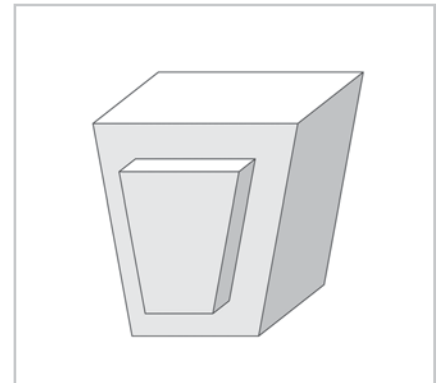
SHAPE #FIK004



SHAPE #FIK007



SHAPE #FIK008



SHAPE #FIK011

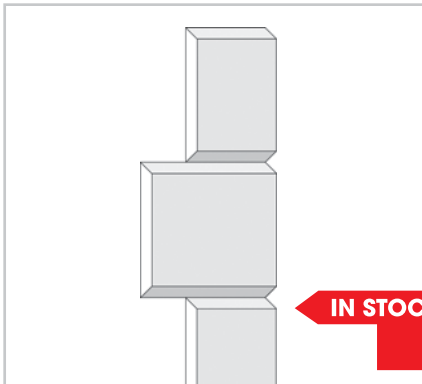
...and hundreds of more shapes on file.

QUOINS, SHUTTERS & QUATREFOILS

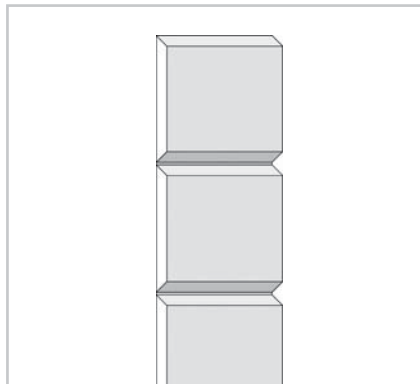


Quoins offer your corner assembly a look of regal strength and dignified presence. Whether applied to brick, stone or stucco, quoins make a statement. Many shutter styles are available to accent your project. Quatrefoils are used to draw attention to an area or provide a decorative attraction on an otherwise featureless surface.

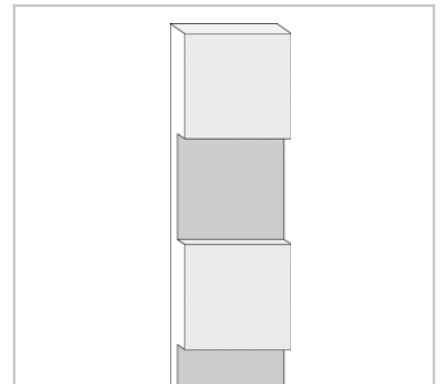
All shapes are available for pre-coat.
Call for common and custom dimensions and measurements.



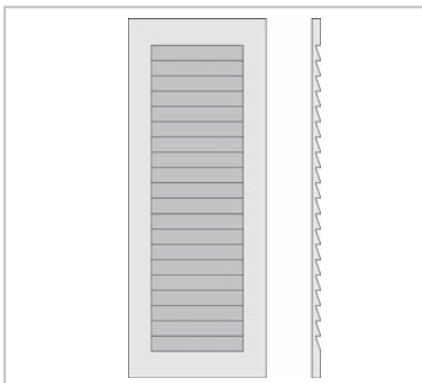
SHAPE #FIQ001



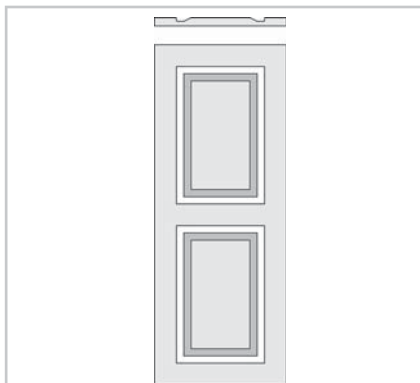
SHAPE #FIQ002



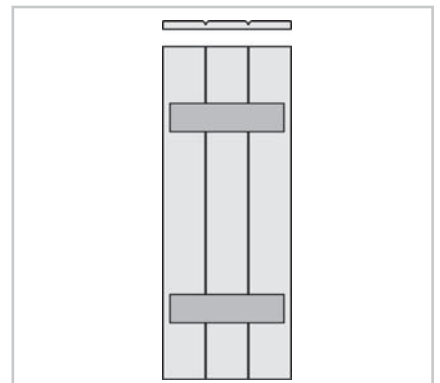
SHAPE #FIQ003



Louvered




Boxed




Fenced with or without wood grain



Standard



Rectangular



Custom

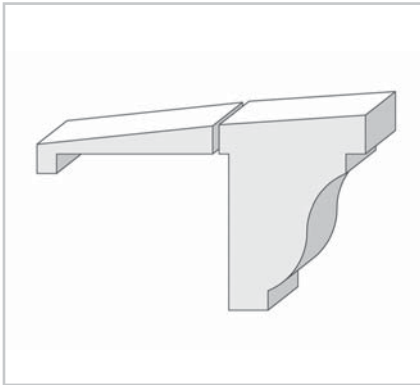
...and hundreds of more shapes on file.

PARAPETS & WALL CAPS

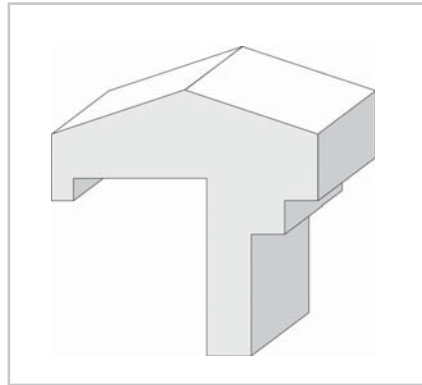
Parapets and wall caps serve both decorative and functional purpose. They can both be used to protect the top of a wall or façade from rain and dust, as well as lend your building a certain style and elegance. We can cut your shapes to fit any size wall and have many other designs on file.



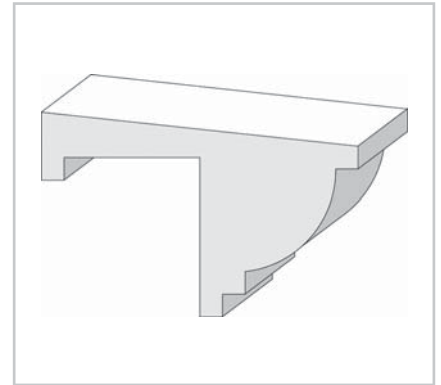
All shapes are available for pre-coat.
Call for common and custom dimensions and measurements.



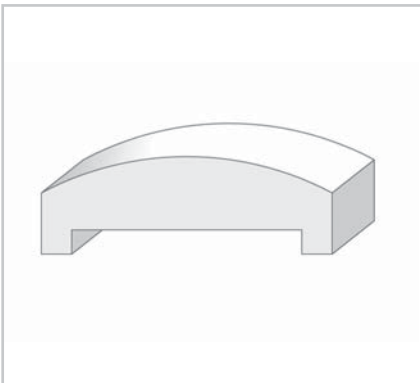
SHAPE #FIP005



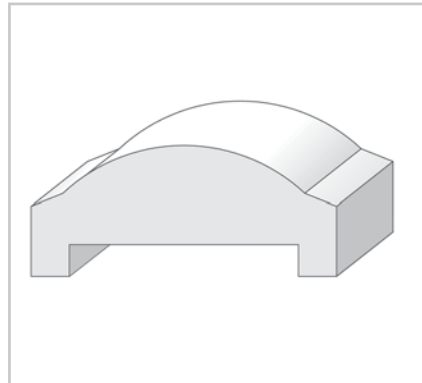
SHAPE #FIP003



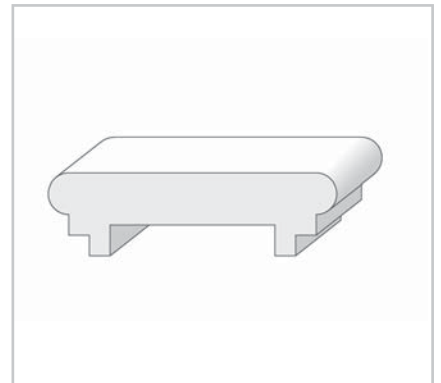
SHAPE #FIP007



SHAPE #FIWC001



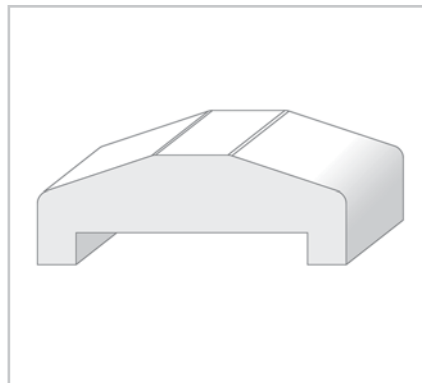
SHAPE #FIWC002



SHAPE #FIWC003



SHAPE #FIWC004



SHAPE #FIWC005



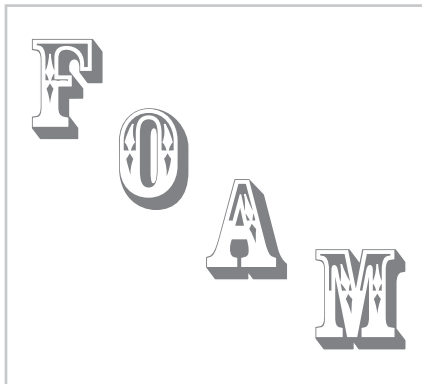
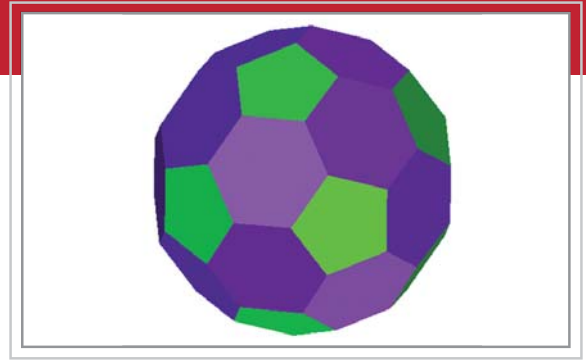
SHAPE #FIWC006

...and hundreds of more shapes on file.

CUSTOM SHAPES

Foamation has the expertise and technology to cut additional architectural shapes to your exacting specifications. Arches, mitered shapes, concrete molds, 3-D shapes or other custom needs. You decide, then let us know what you need and we'll create that special shape you've been looking for.

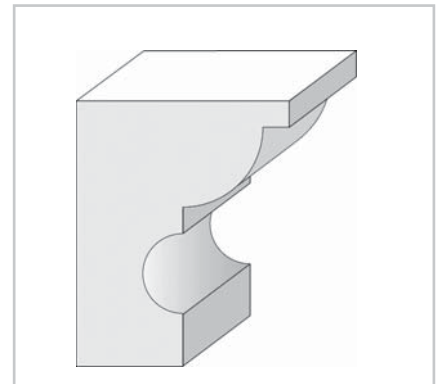
All shapes are available for pre-coat.
Call for common and custom dimensions and measurements.




LETTERS



BALCONY



MOLDS



SPHERE




DOME




URN



NUMBERS



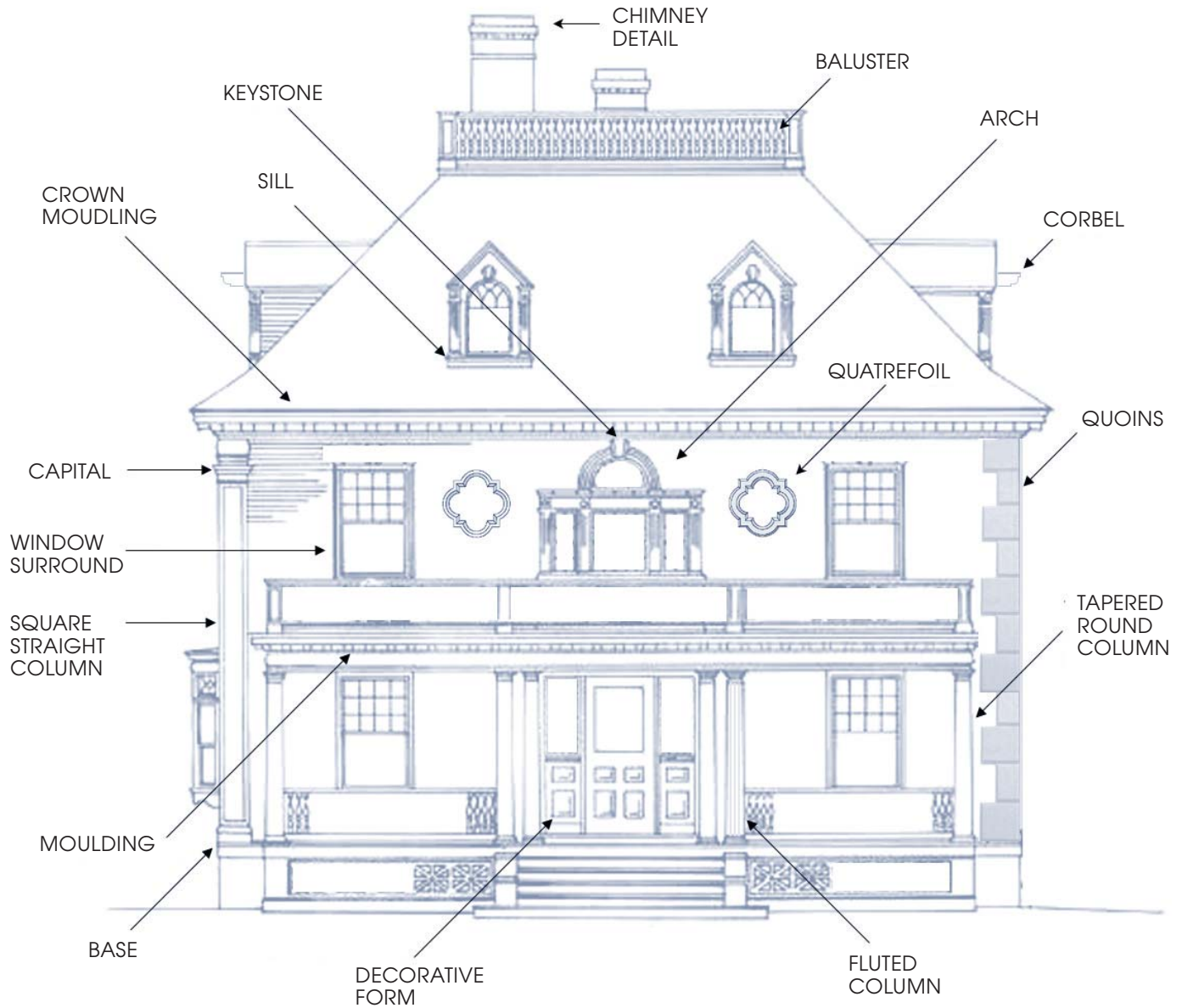
BOTTLE



ANGEL

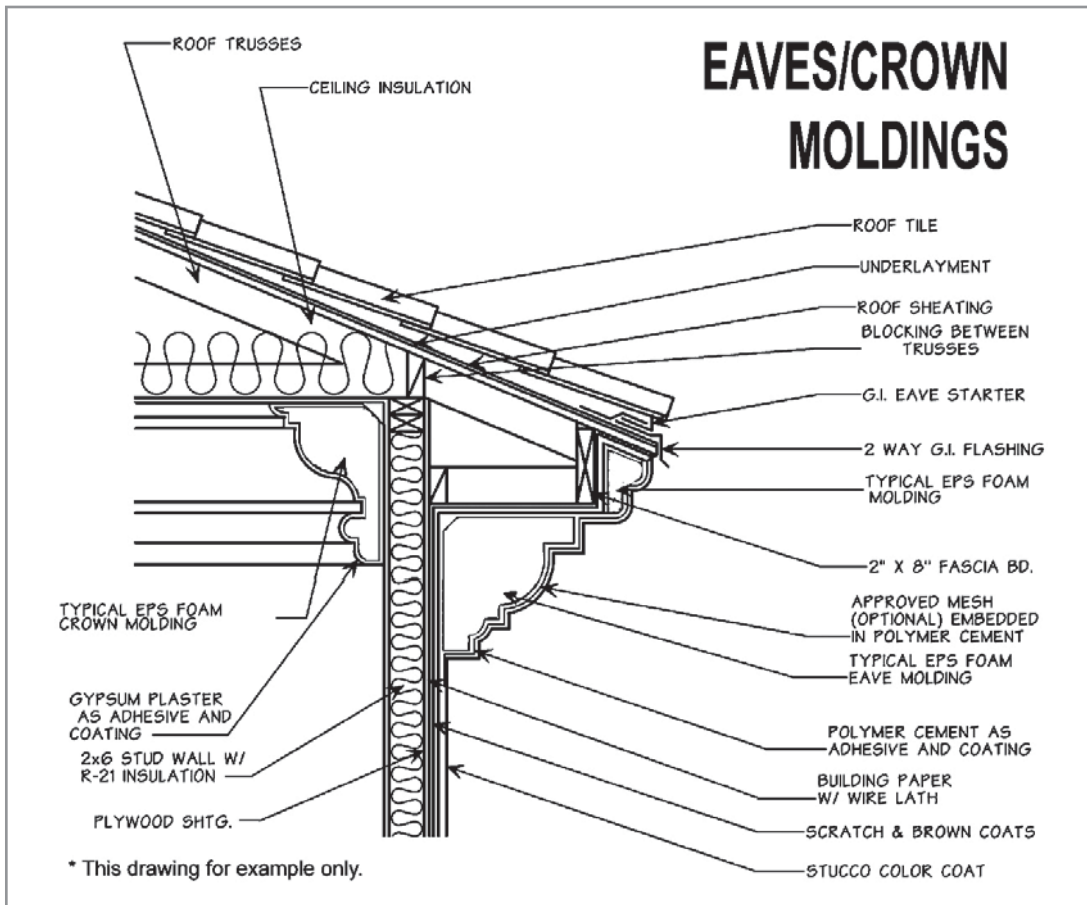
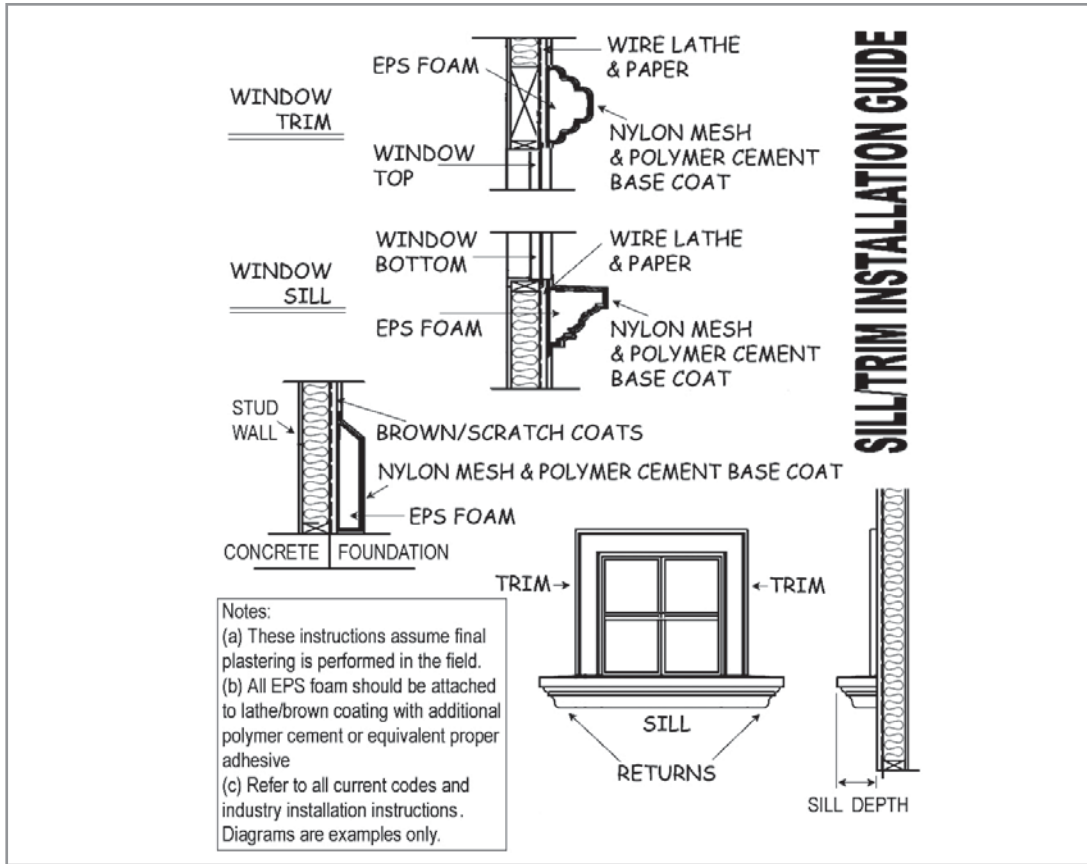
...and hundreds of more shapes on file.

WHERE CAN YOU APPLY EPS FOAM SHAPES?



TYPICAL FOAM APPLICATIONS

INSTALLATION GUIDE

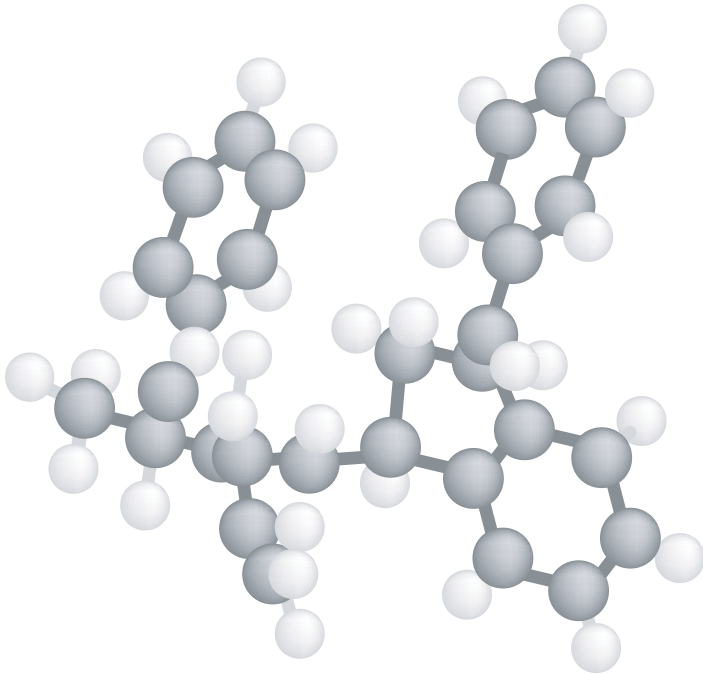


SPECIFICATIONS

PHYSICAL PROPERTIES (SPECIFICATION REFERENCE: ASTM C 578-01)

PROPERTY	UNITS	ASTM Test				
ASTM Designation			Type I	Type II	Type IX	NA
ASTM Density Range Common Designation	pcf	C303 or D1622	0.90-1.10	1.35-1.65	1.80-2.20	2.70-3.30
	pcf	C303 or D1622	1.00	1.50	2.00	3.00
Thermal Resistance Values	at 25%	C177 or C158	4.20	4.60	4.80	NA
	at 40%	C177 or C518	4.00	4.40	4.60	4.70
	at 75%	C177 or C518	3.60	4.00	4.20	4.30
Strength Properties						
Compressive Resistance						
10% Deformation	psi	D1621	10.0	15.0	25.0	50.0
Rexural Strength	psi	C203	25.0	35.0	50.0	90.0
Tensile	psi	C 1523	16.0	18.0	23.0	NA
Moisture Resistance						
Water Vapor Permeance		E 96	5.0	3.5	2.0	2.0
Water Absorption	volume	C 272	4.0	3.0	2.0	1.0
Dimensional Stability						
Change in dimensions	max %	D 696	2.0	2.0	2.0	2.0
Maximum Service Temp						
Long Term			167° for all densities			
Intermittent			180° for all densities			
Flame Spread						
Up to 6" thickness		E 84°	Less than 25 for all densities			
Smoke Development						
Up to 6" thickness		E 84°	Less than 450 for all densities			
Oxygen Index	volume %	D 2863	24.0 for all densities			

WHAT IS EPS FOAM?



Expanded Polystyrene, or EPS, is a lightweight, closed cell plastic foam. It can be fashioned in to any shape conceivable by using special equipment and finishing.

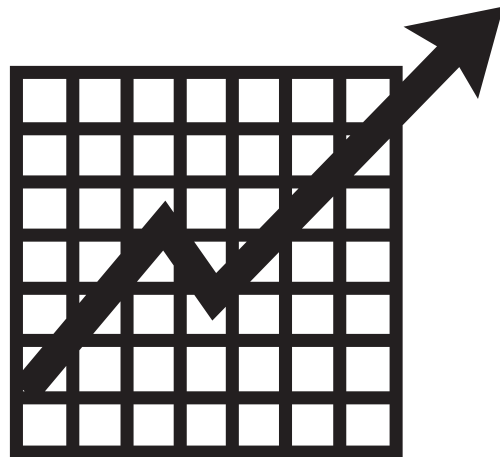
Items made from EPS foam are durable and stand up to tough conditions. EPS provides no nutritional value to micro-organisms, plants, or animals. It does not decompose and is highly resistant to mildew.

EPS Foam is environmentally safe and contains no CFCs or HCFCs.

WHY USE EPS FOAM?

EPS Foam has several advantages over conventional wood materials:

- More economical
- Minimal tooling costs
- Lightweight and easy to use
- Versatile design capabilities
- Consistent quality
- Superior durability
- Does not warp or rot
- Class A fire rating





SERVICES, CONTACT & DIRECTIONS

Foamation offers a range of helpful services to support your efforts:

- Hablamos Espanol
- Delivery services available
- CAD services available (with Foam Cutting Order)
- On-Site consulting (fees apply)
- Rush orders welcome
- Full inventory of Foam installation and plastering supplies



CONTACT INFO:

FOAMATION, INC.

11852 Glenoaks Blvd.

San Fernando, CA 91340

Phone: 818-837-6613

Fax: 818-837-7753

Toll Free: 866-FOAM-INC

eMail: info@foamation.com

Web: www.foamation.com

Also in Bakersfield

3359 Pegasus Drive #206

Bakersfield, CA 93308

Phone: 661-393-8639

Fax: 661-393-8641

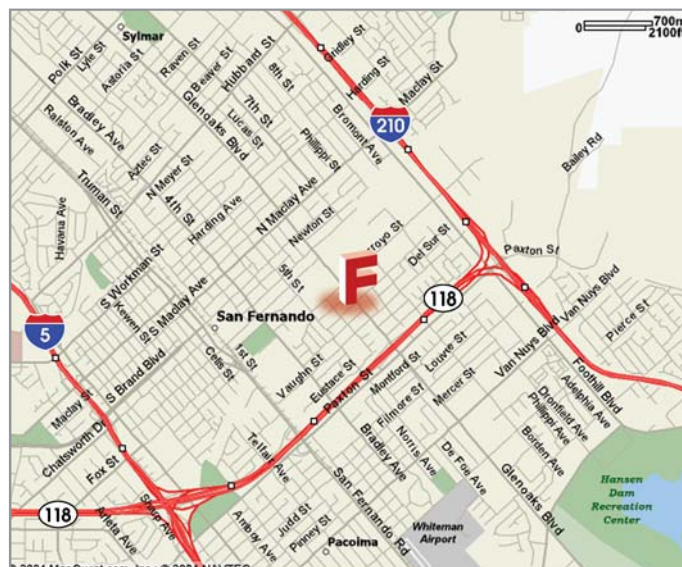
HOURS OF OPERATIONS:

M-F 6:30am - 5:00pm

SAT 7:00am - NOON

SUN CLOSED

Conveniently located between the 5, 210 and 118 freeways in San Fernando (next to Pacoima and Sylmar), Foamation is easily accessed from anywhere in the San Fernando, Santa Clarita or Simi Valleys - and beyond. Corner of Glenoaks and Arroyo.



"We've been a Foamation customer for more than 6 years and across more than 500 orders, both big and small.

Their quality and pricing speak for themselves."

– Customer

Major Southern California Plastering Company

"Foamation is fantastic! They helped us complete our project on time and on budget.

Our contractor loved them!"

– Homeowner

Major residential project in Bel Air, California

"Foamation delivered for us when no one else could. They are fast, efficient and professional."

– "Las Vegas" TV Series on NBC



FOAMATION INC.

LOS ANGELES

11852 Glenoaks Boulevard
San Fernando, California 91340
Phone: 818 837 6613
Fax: 818 837 7753

BAKERSFIELD

3359 Pegasus Drive #206
Bakersfield, CA 93308
Phone: 661-393-8639
Fax: 661-393-8641

Toll Free: 866-FOAM-INC
info@foamation.com
www.foamation.com